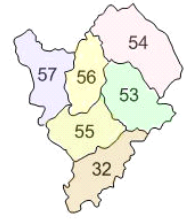


GARDEN MOTH SCHEME  
EAST MIDLANDS  
2025 ANNUAL SUMMARY REPORT



CONTENTS

1. Introduction..... 2

2. GMS 2025 East Midlands Region Data Overview ..... 2

2.1. Received Records Summary..... 2

2.2. Recording Sites Breakdown by VC ..... 3

2.3. Recording Sites Location Profiles..... 4

2.4. Moth Recording Rates by Vice County ..... 4

2.5. 2025 Top 20 Species..... 5

2.5.1. Top 20 Species: % of Sites Recorded ..... 5

2.6. Species Recording Review ..... 5

2.7. Species Weekly Recording Frequency ..... 6

Appendix 1 Species Recorded in 2025 ..... 8

Appendix 2 Species NOT Recorded in 2025 ..... 13



**73.180 Barred Sallow *Tiliacea aurago***  
**Brian Hallam**

Written By: R Freestone  
Date: 4/1/2026  
Rev: Issue

**GARDEN MOTH SCHEME  
EAST MIDLANDS  
2025 ANNUAL SUMMARY REPORT**

## **1. Introduction**

Please find below a summary review for the 2025 Garden Moth Scheme East Midlands (GMS EM) for all 36 weeks based on the 48 completed record sheets received. This is the second highest annual number of recording sites in GMS EM, only beaten in 2021 (49) which was on the back of a general increase in moth recording during COVID.

I am now planning to only issue a single annual report as opposed to quarterly reports but will send out a quarterly email giving a brief overview of the records received. Norman Lowe will continue to issue the quarterly newsletter which includes a review of GMS records from all regions.

**Please note** GMS records are not automatically sent to County Moth Recorders (CMRs) by GMS coordinators, and it is the responsibility of GMS recorders to send their personal records to the appropriate CMR. If you are not aware who your CMR is then contact details can be found at <https://butterfly-conservation.org/moths/moth-recording/county-moth-recorders>. There has been a lot of discussion over this topic in GMS, but the bottom line is that GMS is a separate recording system to Butterfly Conservation's (BC) National Moth Recording Scheme (NMRS) and as such GMS records should be sent to the CMR by the GMS recorder. The CMR will then validate the records and forward the records to BC for inclusion in the NMRS.

The GMS recording sheet as it stands is not in a "CMR friendly" format as the preference is for a linear format with one line per record (Species Name, Location, Grid Reference, VC, Date, Abundance, Stage, etc.). An Excel macro has been developed to convert a GMS record sheet to this preferred format and I am happy on request to carry out this conversion for recorders as well as answering any further queries over the submission of data to CMRs.

**To reiterate I do not forward any GMS records to CMRs other than my own personal GMS records.**

## **2. GMS 2025 East Midlands Region Data Overview**

2025 overall looks to have been a good year for moths in East Midlands gardens based on Average Number of Moths per Recording Night being above the prior 6-year average but still within range. The number of species recorded is in line with the prior 6-year average. The number of species recorded each year tends to be relatively constant within a narrow range. In order to compare 2025 with previous years the data have been adjusted to account for the increased species list introduced in 2025.

A more in-depth look into the variances within the seven East Midlands vice-counties has been carried out below. However, with such limited data available it is not possible to draw any specific conclusions due to the many variables associated, and so is very much a "just for interest" review.

### **2.1. Received Records Summary**

Table 1 summarises the recording effort for 2025 GMS in the East Midlands. It is pleasing to note that the number of recorder sites at 48 is greater than the prior six-year average of 44 despite some recorders having to drop out in 2025. Many thanks to all the new recorders who joined GMS this year, and hopefully they will continue in 2026. GMS is always looking for new recorders/sites to ensure that we maintain and hopefully increase the number of recording sites. Your help in recruiting new recorders would be very much appreciated.

The % of Blank Nights (Empty Traps) at 2% is the lowest over the past 6-years and well below the prior 6-year average of 7%.

**GARDEN MOTH SCHEME  
EAST MIDLANDS  
2025 ANNUAL SUMMARY REPORT**

	2025	2024	2023	2022	2021	2020	2019
<b>No. Recorder Sites</b>	48	43	42	44	49	45	40
<b>No. Recording Nights</b>	1,630	1,476	1,437	1,518	1,696	1,580	1,380
<b>% of Blank Nights</b>	2%	6%	8%	6%	10%	8%	5%

**Table 1: Recording Summary for GMS Records from 2019 to 2025**

Tables 2 & 3 summarise the Total Number of Moths and Number of Species recorded in 2025 based on the common regional species list which was introduced this year across all regions; 101,120 moths were recorded of 409 species.

To compare this year's records to the prior 6-years recording rates, the Adjusted Ave. Moths per Recording Night based on pre-2025 Species List is presented in Table 2 along with the prior 6-year average and its range. The Adjusted Ave. Moths per Recording Night at 55 is significantly higher than the prior 6-year average at 47 but still within range.

	<b>2025</b>	
<b>Total No. Moths Recorded</b>	<b>101,120</b>	
<b>Ave. Moths per Recording Night</b>	<b>62</b>	
	<b>2025</b>	<b>Ave 2019 to 2024</b>
<b>Total Moths from Additional New Species Added in 2025</b>	<b>10,850</b>	<b>47</b>
<b>Adjusted Ave. Moths per Recording Night - pre-2025 Species List</b>	<b>55</b>	<b>(Range: 33 to 60)</b>

**Table 2: Summary of No. of Moths Recorded in 2025**

Table 3 summarises the total number of species recorded in 2025 and compares the Equivalent Total No. of Species Recorded based on pre-2025 Species List along with the prior 6-year average and range. The Adjusted No. Species based on pre-2025 Species List at 289 is in line with the prior 6-year average of 288.

	<b>2025</b>	
<b>No. of Species Recorded</b>	<b>409</b>	
<b>No. of New Species Recorded from New Species Added in 2025</b>	<b>120</b>	
	<b>2025</b>	<b>Ave 2019 to 2024</b>
<b>Adjusted No. of Species Recorded based on pre-2025 Species List</b>	<b>289</b>	<b>288</b> <b>(Range: 284 to 293)</b>

**Table 3: Summary of No. of Species Recorded in 2025**

[Appendix 1](#) lists all species and numbers recorded and [Appendix 2](#) lists the species which were not recorded on GMS recording nights.

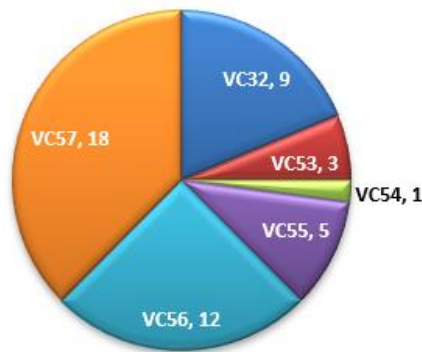
Sections [2.2](#) & [2.3](#) profile the breakdown of the recording sites across the East Midlands' Vice-counties and the associated site location profiles.

## 2.2. Recording Sites Breakdown by VC

Figure 1 shows the breakdown of the 48 recording sites in 2025 by Vice County. It can be seen that the number of sites in VCs 53 (South Lincs), 54 (North Lincs) and 55 (Leics) are significantly lower than in VC32 (Northants), VC56 (Notts) and VC57 (Derbys).

Hopefully we can recruit more recorders in these VCs, but all new recorders are welcome irrespectively of location. A potentially new recorder in VC53 has already indicated interest for 2026.

**GARDEN MOTH SCHEME  
EAST MIDLANDS  
2025 ANNUAL SUMMARY REPORT**



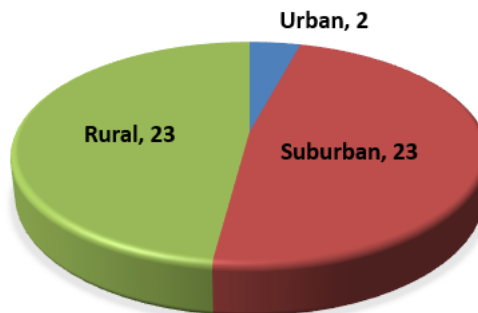
**Figure 1: GMS 2025 EM Site Locations by Vice County**

**2.3. Recording Sites Location Profiles**

Based on the submitted GMS Garden Questionnaires, Table 4 is a breakdown of the recording site locations by VC, and Figure 2 is a Pie-chart for all sites. The number of Rural and Suburban sites are similar with only 2 urban locations. Hopefully going forward more urban sites will come on board to give a more balanced range of locations.

	ALL SITES	VC32	VC53	VC54	VC55	VC56	VC57
<b>Urban</b>	<b>2</b>	-	-	-	1	-	1
<b>Suburban</b>	<b>23</b>	2	1	1	2	8	9
<b>Rural</b>	<b>23</b>	7	2	-	2	4	8

**Table 4: Breakdown of 2025 Site Locations by Vice County**



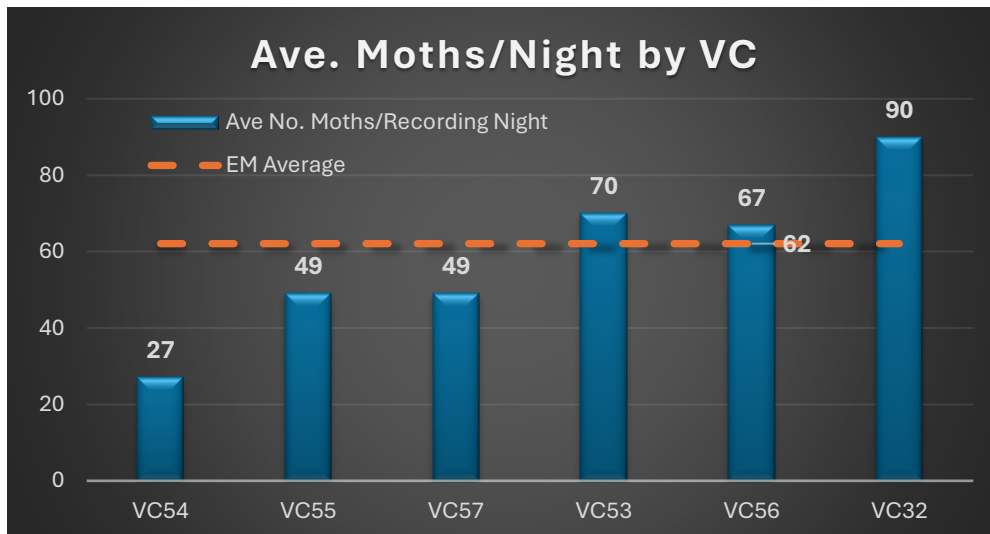
**Figure 2: Breakdown of 2025 Site Locations by Vice County**

**2.4. Moth Recording Rates by Vice County**

The recording rate of moths (Average No. of Moths per Recording Night) has been analysed by Vice County - see Figure 3 below. It is not possible to draw any conclusions from these data with such a range of locations/habitats/number of sites/trap-light etc. in each Vice County but nonetheless is interesting.

The recording rate in VC32 at 90 is almost 50% above the EM Average of 62. It should be noted from Table 4 that 7 of the 9 VC32 sites are in rural locations (78%) which may be one of the possible reasons for this higher recording rate as rural habitats tend to have higher numbers of moths.

**GARDEN MOTH SCHEME  
EAST MIDLANDS  
2025 ANNUAL SUMMARY REPORT**



**Figure 3: Average Moths per Recording Night by VC**

## 2.5. 2025 Top 20 Species

The Top 20 recorded species in 2025, based on the Average Number of Moths per Recording Night are presented in Table 5 alongside a comparison to previous 6 years since (2019 to 2024). For 2025 the percentage of sites recording the species is also indicated. 23 recorders (50%) recorded all Top 20 Species at their recording site.

The top recorded species in 2025 was again the Large Yellow Underwing, with Setaceous Hebrew Character being the second most recorded species. Common Wainscot was third. Two of the additional species added this year made the Top 20, Bird-cherry Ermine and Box-tree Moth.

High numbers of Bird-cherry Ermine, new to the EM species list in 2025, were recorded in most but not all sites. There is no prior EM GMS data for this species but I was aware that in my VC56 garden it was far more numerous than in previous years. This species also made the local BBC Nottinghamshire news relating to the numerous larval webs spotted by a lot of people in May (<https://www.bbc.co.uk/news/articles/c3v550e4r2po>).

### 2.5.1. Top 20 Species: % of Sites Recorded

Only five Top 20 species were recorded at all sites (see Table 5); Large Yellow Underwing, Heart and Dart, Shuttle-shaped Dart, Dark Arches, and Common Rustic agg. Although missing from the 2025 Top 20 species, Lesser Yellow Underwing was also recorded at all sites.

Several other Top 20 Species were recorded at all but one site (98%); Setaceous Hebrew Character, Uncertain/Rustic agg., Riband Wave, Common Footman and Willow Beauty.

## 2.6. Species Recording Review

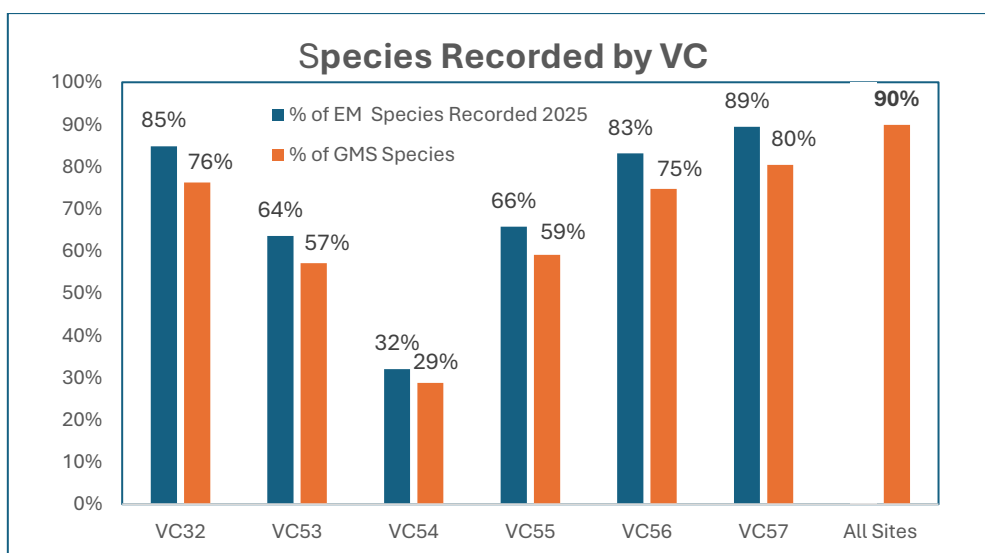
A review of the total number of species recorded in each of the East Midlands' Vice Counties was carried out and the results are presented in Table 6 based on the % of the number of species in the GMS Species List (455) and as a % of the number of GMS species recorded in the East Midlands (409) in 2025.

**GARDEN MOTH SCHEME  
EAST MIDLANDS  
2025 ANNUAL SUMMARY REPORT**

As with the review of moth numbers in 2.4 above it is not possible to draw any conclusions from these data with such a range of variables associated with the recording sites in each Vice County. These data are also graphically presented in Figure 4.

VC	No. of Recorders	No. of Species	% of EM Species Recorded 2025	% GMS Species
VC32	9	347	85%	76%
VC53	3	260	64%	57%
VC54	1	131	32%	29%
VC55	5	269	66%	59%
VC56	12	340	83%	74%
VC57	18	366	89%	80%
All Sites	48	409	100%	90%

**Table 6: Number of Species Recorded by Vice County**



**Figure 4: Number of Species Recorded by Vice County**

### 2.7. Species Weekly Recording Frequency

Table 7 shows the the 10 most frequently recorded species over the 36-week GMS 2025.

Ranking	Species	No. Weeks Recorded
1	Light Brown Apple Moth	36
2	Common Plume	34
3	Shuttle-shaped Dart	30
4	Vine's Rustic	28
4=	Turnip Moth	28
6=	Garden Carpet	27
6=	Brimstone Moth	27
8=	Australian Orange-tip	26
8=	Many-plumed Moth	26
8=	Setaceous Hebrew Character	26

**Table 7: Species Weekly Frequency**

**GARDEN MOTH SCHEME  
EAST MIDLANDS  
2025 ANNUAL SUMMARY REPORT**

	2025			2024		2023		2022		2021		2020		2019	
		% Sites													
1	Large Yellow Underwing	100%	5.8	Large Yellow Underwing	4.20	Large Yellow Underwing	7.56	Large Yellow Underwing	3.79	Large Yellow Underwing	4.11	Large Yellow Underwing	4.49	Large Yellow Underwing	8.12
2	Setaceous Hebrew Character	98%	2.6	Setaceous Hebrew Character	2.17	Garden Grass-veneer	3.53	Setaceous Hebrew Character	2.32	Setaceous Hebrew Character	3.46	Heart and Dart	2.14	Heart and Dart	4.84
3	Common Wainscot	94%	2.3	Riband Wave	0.95	Setaceous Hebrew Character	3.03	Uncertain/Rustic agg.	1.92	Uncertain/Rustic agg.	2.01	Setaceous Hebrew Character	1.66	Setaceous Hebrew Character	4.37
4	Vine's Rustic	79%	1.9	Common Footman	0.89	Dark Arches	2.16	Light Brown Apple Moth	1.67	Heart and Dart	1.71	Uncertain/Rustic agg.	1.64	Dark Arches	4.26
5	Heart and Dart	100%	1.9	Dark Arches	0.84	Uncertain/Rustic agg.	1.85	Common Wainscot	1.52	Garden Grass-veneer	1.61	Garden Grass-veneer	1.47	Uncertain/Rustic agg.	2.99
6	Garden Grass-moth	77%	1.8	Brimstone Moth	0.79	Heart and Dart	1.65	Heart and Dart	1.45	Common Wainscot	1.56	Light Brown Apple Moth	1.25	Garden Grass-veneer	2.61
7	Bird-cherry Ermine	79%	1.8	Uncertain/Rustic agg.	0.78	Common Wainscot	1.59	Square-spot Rustic	1.44	Dark Arches	1.46	Dark Arches	1.17	Light Brown Apple Moth	1.59
8	Uncertain/Rustic agg.	98%	1.6	Light Brown Apple Moth	0.77	Common Rustic agg.	1.49	Lunar Underwing	1.43	Riband Wave	1.37	Lunar Underwing	1.14	Riband Wave	1.56
9	Shuttle-shaped Dart	96%	1.5	Square-spot Rustic	0.76	Light Brown Apple Moth	1.13	Garden Grass-veneer	1.41	Common Footman	1.30	Common Wainscot	1.13	Common Quaker	1.51
10	Riband Wave	98%	1.5	Garden Grass-veneer	0.74	Lesser B-b Yellow Underwing	1.05	Dark Arches	1.40	Light Brown Apple Moth	1.18	Lesser Yellow Underwing	0.98	Common Rustic agg.	1.51
11	Common Rustic agg.	100%	1.4	Common Rustic agg.	0.72	Vine's Rustic	1.01	Common Rustic agg.	1.32	Brimstone Moth	1.01	Square-spot Rustic	0.98	Lesser Yellow Underwing	1.37
12	Dark Arches	100%	1.4	Heart and Dart	0.69	Riband Wave	0.96	Lesser B-b Yellow Underwing	1.19	Lesser B-b Yellow Underwing	0.94	Common Rustic agg.	0.96	Square-spot Rustic	1.12
13	Lesser Broad-bordered Yellow Underwing	96%	1.2	Willow Beauty	0.64	Square-spot Rustic	0.94	Riband Wave	1.07	Square-spot Rustic	0.94	Riband Wave	0.89	Lunar Underwing	1.08
14	Box-tree Moth	92%	1.1	Common Wainscot	0.64	Lesser Yellow Underwing	0.93	Vine's Rustic	1.04	Common Rustic agg.	0.89	Common Footman	0.76	Common Footman	0.97
15	Light Brown Apple Moth	88%	0.9	Vine's Rustic	0.57	Brimstone Moth	0.89	Common Footman	0.98	Lunar Underwing	0.87	Shuttle-shaped Dart	0.70	Vine's Rustic	0.92
16	Square-spot Rustic	100%	0.9	Lesser Broad-bordered Yellow Underwing	0.56	Willow Beauty	0.86	Shuttle-shaped Dart	0.84	Willow Beauty	0.86	Willow Beauty	0.60	Hebrew Character	0.83
17	Common Footman	98%	0.9	Hebrew Character	0.50	Common Footman	0.81	Lesser Yellow Underwing	0.77	Vine's Rustic	0.82	Silver Y	0.56	Agriphila tristella	0.82
18	Willow Beauty	98%	0.9	Lesser Yellow Underwing	0.47	Lunar Underwing	0.73	Brimstone Moth	0.74	Lesser Yellow Underwing	0.81	Lesser B-b Yellow Underwing	0.56	Lesser B-b Yellow Underwing	0.76
19	Mother of Pearl	96%	0.9	Lunar Underwing	0.40	Silver Y	0.57	Willow Beauty	0.74	Common Marbled Carpet	0.61	Vine's Rustic	0.53	Willow Beauty	0.75
20	Lunar Underwing	90%	0.8	Flame Shoulder	0.36	Marbled Minor agg.	0.50	Agriphila tristella	0.72	Smoky Wainscot	0.56	Brimstone Moth	0.53	Diamond-back Moth	0.74

**Table 5: Top 20 Moths Recorded 2019 to 2025 (Ave No. Number per Recording Night)**

**GARDEN MOTH SCHEME  
EAST MIDLANDS  
2025 ANNUAL SUMMARY REPORT**

**Appendix 1 Species Recorded in 2025**

ABH No.	Species	No.
3.001	Orange Swift	117
3.002	Common Swift	75
3.003	Map-winged Swift	8
3.005	Ghost Moth	3
16.001	Bird-cherry Ermine	2965
17.003	Honeysuckle Moth	29
17.005	Tufted Scallop	31
18.001	Diamond-back Moth	255
20.005	Triple-barred Tip Moth	4
21.001	Apple Leaf Miner	39
22.002	Ash Bud Moth	12
27.001	Four-spotted Yellowneck	8
28.009	White-shouldered House-moth	83
28.010	Brown House-moth	251
28.024	Australian Orange-tip	116
29.001	Early Reveller	25
31.001	Oak Longhorn	96
41.002	Common Masoner	530
41.003	Large Pale Masoner	31
44.001	Many-plumed Moth	141
45.044	Common Plume	368
49.004	Red-barred Tortrix	68
49.013	Large Fruit-tree Tortrix	39
49.024	Chequered Fruit-tree Tortrix	35
49.025	Barred Fruit-tree Tortrix	61
49.026	Dark Fruit-tree Tortrix	32
49.029	Large Ivy Tortrix	38
49.030	Carnation Tortrix	3
49.031	Timothy Tortrix	6
49.039	Light Brown Apple Moth	1546
49.059	Green Oak Tortrix	133
49.062	Netted Tortrix	66
49.077	Garden Rose Tortrix	130
49.091	Yellow-spotted Tortrix	13
49.109	Garden Straw	131
49.156	Marbled Orchard Tortrix	105
49.161	Barred Marble	209
49.166	Common Marble	363
49.214	Meadow Hook-wing	9
49.254	Crescent Tortrix	8

ABH No.	Species	No.
49.292	Black Cloak	23
49.294	Bramble Shoot Moth	43
49.338	Codling Moth	127
49.341	Marbled Piercer	11
49.376	Tawny Sycamore Piercer	12
50.002	Leopard Moth	55
62.001	Bee Moth	151
62.006	Wax Moth	28
62.042	Thistle Ermine	9
62.048	Ash-bark Knot-horn	66
62.075	Gold Triangle	79
62.077	Rosy Tabby	265
63.006	Mint Moth	320
63.007	Common Purple & Gold	26
63.018	Elder Pearl	68
63.025	Small Magpie	323
63.028	European Corn-borer	19
63.031	Rusty-dot Pearl	66
63.033	Pale Straw Pearl	46
63.034	Dusky Pearl	90
63.037	Garden Pearl	172
63.038	Mother of Pearl	1439
63.048	Olive-tree Pearl	17
63.052	Rush Veneer	84
63.054	Box-tree Moth	1786
63.057	Garden Pebble	71
63.064	Common Grey	142
63.069	Narrow-winged Grey	135
63.074	Garden Grey	158
63.080	Garden Grass-moth	2987
63.081	White-banded Grass-moth	507
63.086	Meadow Grass-moth	19
63.088	Satin Grass-moth	56
63.089	Common Grass-moth	979
63.093	Straw Grass-moth	1018
63.095	Chevron Grass-moth	582
63.114	Brown China-mark	13
63.115	Water Veneer	1107
63.116	Small China-mark	15
65.002	Oak Hook-tip	19

**GARDEN MOTH SCHEME  
EAST MIDLANDS  
2025 ANNUAL SUMMARY REPORT**

ABH No.	Species	No.
65.005	Pebble Hook-tip	57
65.007	Chinese Character	145
65.008	Peach Blossom	11
65.009	Buff Arches	39
65.010	Figure of Eighty	10
65.013	Common Lutestring	10
65.016	Yellow Horned	3
66.001	December Moth	45
66.002	Pale Eggar	25
66.003	Lackey	53
66.007	Oak Eggar	5
66.008	Fox Moth	1
66.010	Drinker	12
69.001	Lime Hawk-moth	9
69.002	Eyed Hawk-moth	18
69.003	Poplar Hawk-moth	202
69.006	Privet Hawk-moth	39
69.007	Pine Hawk-moth	17
69.016	Elephant Hawk-moth	1101
69.017	Small Elephant Hawk-moth	19
70.004	Least Carpet	272
70.006	Dwarf Cream Wave	41
70.008	Small Dusty Wave	224
70.009	Satin Wave	1
70.011	Single-dotted Wave	301
70.012	Treble Brown Spot	21
70.013	Small Fan-footed Wave	99
70.015	Small Scallop	1
70.016	Riband Wave	2419
70.017	Portland Ribbon Wave	1
70.024	Small Blood-vein	76
70.029	Blood-Vein	145
70.036	Maiden's Blush	20
70.038	Vestal	14
70.045	Shaded Broad-bar	28
70.049	Garden Carpet	227
70.051	Red Twin-spot Carpet	50
70.052	Dark-barred Twin-spot Carpet	19
70.053	Flame Carpet	100
70.054	Silver-ground Carpet	63
70.059	Yellow Shell	167
70.061	Common Carpet	215

ABH No.	Species	No.
70.063	Galium Carpet	2
70.066	Shoulder Stripe	27
70.067	Streamer	20
70.070	Mallow	1
70.074	July Highflyer	47
70.075	May Highflyer	7
70.077	Pine Carpet	9
70.079	Spruce Carpet	42
70.081	Grey Pine Carpet	18
70.082	Juniper Carpet	36
70.085	Barred Yellow	32
70.086	Broken-barred Carpet	5
70.087	Purple Bar	7
70.089	Phoenix	28
70.090	Chevron	8
70.091	Northern Spinach	12
70.092	Spinach	2
70.093	Barred Straw	57
70.094	Small Phoenix	99
70.095	Red-Green Carpet	192
70.096	Autumn Green Carpet	6
70.097	Common Marbled Carpet	433
70.098	Dark Marbled Carpet	5
70.100	Green Carpet	213
70.101	Mottled Grey	5
70.103	Water Carpet	3
70.105	Northern Winter Moth	1
70.106	Winter Moth	26
70.109X	November Moth agg.	228
70.132	Rivulet	1
70.133	Small Rivulet	37
70.138	Sandy Carpet	12
70.141	Double-striped Pug	260
70.142	V-Pug	26
70.144	Green Pug	133
70.151	Foxglove Pug	96
70.156	Brindled Pug	96
70.159	Cypress Pug	11
70.168	Narrow-winged Pug	13
70.173	Lime-speck Pug	293
70.183	Common Pug	286
70.184	Mottled Pug	38

**GARDEN MOTH SCHEME  
EAST MIDLANDS  
2025 ANNUAL SUMMARY REPORT**

ABH No.	Species	No.
70.187	Tawny Speckled Pug	13
70.188	Bordered Pug	5
70.192	Treble-bar	7
70.195	Streak	2
70.200	Yellow-barred Brindle	35
70.202	Early Tooth-striped	4
70.205	Magpie Moth	26
70.207	Clouded Border	57
70.214	Tawny-barred Angle	9
70.218	Latticed Heath	74
70.222	Brown Silver-line	16
70.224	Scorched Wing	44
70.226	Brimstone Moth	1302
70.234	Canary-shouldered Thorn	72
70.235	Dusky Thorn	295
70.236	September Thorn	11
70.237	Early Thorn	162
70.239	Purple Thorn	20
70.240	Scalloped Hazel	28
70.241	Scalloped Oak	203
70.243	Swallow-tailed Moth	385
70.244	Feathered Thorn	109
70.245	March Moth	43
70.246	Small Brindled Beauty	2
70.247	Pale Brindled Beauty	3
70.248	Brindled Beauty	176
70.251	Oak Beauty	102
70.252	Peppered Moth (Light)	119
70.252	Peppered Moth (Intermediate)	6
70.252	Peppered Moth (Dark)	5
70.253	Spring Usher	3
70.254	Scarce Umber	1
70.255	Dotted Border	35
70.256	Mottled Umber	30
70.257	Waved Umber	59
70.258	Willow Beauty	1523
70.265	Mottled Beauty	119
70.270	Engrailed	15
70.277	Common White Wave	33
70.278	Common Wave	27
70.279	White-pinion Spotted	6
70.280	Clouded Silver	136

ABH No.	Species	No.
70.283	Light Emerald	474
70.284	Barred Red	3
70.299	Large Emerald	3
70.302	Small Emerald	3
70.305	Common Emerald	62
71.003	Puss Moth	4
71.005	Sallow Kitten	22
71.011	Lunar Marbled Brown	15
71.012	Iron Prominent	62
71.013	Pebble Prominent	60
71.017	Swallow Prominent	42
71.018	Lesser Swallow Prominent	43
71.020	Pale Prominent	86
71.021	Coxcomb Prominent	27
71.025	Buff-tip	106
71.027	Chocolate-tip	15
72.001	Herald	24
72.002	Straw Dot	806
72.003	Snout	296
72.010	Black Arches	36
72.012	Brown-tail	41
72.013	Yellow-tail	141
72.015	Pale Tussock	130
72.017	Vapourer	10
72.019	Buff Ermine	488
72.020	White Ermine	181
72.022	Muslin Moth	190
72.024	Ruby Tiger	434
72.026	Garden Tiger	2
72.029	Scarlet Tiger	160
72.030	Jersey Tiger	1
72.031	Cinnabar	47
72.035	Rosy Footman	2
72.036	Muslin Footman	39
72.041	Four-spotted Footman	7
72.043	Buff Footman	51
72.044	Dingy Footman	769
72.045	Common Footman	1494
72.046	Scarce Footman	384
72.049	Orange Footman	53
72.053	Fan-foot	184
72.055	Small Fan-foot	16

**GARDEN MOTH SCHEME  
EAST MIDLANDS  
2025 ANNUAL SUMMARY REPORT**

ABH No.	Species	No.
72.061	Pinion-streaked Snout	11
72.069	Beautiful Hook-tip	124
72.078	Red Underwing	21
73.001	Spectacle	434
73.002	Dark Spectacle	53
73.012	Burnished Brass	175
73.014	Golden Plusia	2
73.015	Silver Y	231
73.016	Beautiful Golden Y	75
73.017	Plain Golden Y	73
73.018	Gold Spangle	4
73.022	Gold Spot	86
73.023	Lempke's Gold Spot	1
73.024	Marbled White Spot	6
73.032	Nut-tree Tussock	7
73.033	Figure of Eight	2
73.037X	Dark Dagger / Grey Dagger	165
73.039	Sycamore	28
73.040	Miller	44
73.045	Knot Grass	107
73.046	Poplar Grey	48
73.047	Coronet	252
73.052	Shark	13
73.058	Mullein	5
73.062X	Copper Underwing agg.	286
73.064	Mouse Moth	32
73.065	Sprawler	25
73.068	Green-brindled Crescent	147
73.069	Early Grey	153
73.082	Tree-lichen Beauty	73
73.084	Marbled Beauty	422
73.085	Marbled Green	1
73.092	Mottled Rustic	235
73.093	Clancy's Rustic	11
73.095	Pale Mottled Willow	307
73.096X	Uncertain/Rustic agg.	2657
73.099	Vine's Rustic	3105
73.101	Treble Lines	361
73.102	Brown Rustic	25
73.105	Bird's Wing	6
73.107	Old Lady	48
73.109	Straw Underwing	240

ABH No.	Species	No.
73.113	Angle Shades	121
73.114	Small Angle Shades	21
73.119	Crescent	2
73.120	Dusky Sallow	173
73.121	Frosted Orange	45
73.123	Rosy Rustic	120
73.131	Flounced Rustic	650
73.134	Large Wainscot	15
73.136	Bulrush Wainscot	4
73.137	Fen Wainscot	4
73.144	Small Wainscot	8
73.147	Small Dotted Buff	8
73.154	Dusky Brocade	45
73.155	Clouded Brindle	9
73.156	Clouded-bordered Brindle	51
73.157	Large Nutmeg	334
73.158	Rustic Shoulder-knot	152
73.159	Small Clouded Brindle	1
73.160	Slender Brindle	8
73.162	Dark Arches	2237
73.163	Light Arches	88
73.168	Double Lobed	2
73.169X	Common Rustic agg.	2279
73.171	Rosy Minor	27
73.172	Cloaked Minor	130
73.173X	Marbled Minor agg.	934
73.176	Middle-barred Minor	297
73.179	Orange Sallow	12
73.180	Barred Sallow	132
73.181	Pink-barred Sallow	27
73.182	Sallow	39
73.186	Beaded Chestnut	233
73.187	Brown-spot Pinion	8
73.189	Red-line Quaker	104
73.190	Yellow-line Quaker	75
73.192	Brick	30
73.193	Lunar Underwing	1365
73.194	Chestnut	47
73.195	Dark Chestnut	13
73.201	Pale Pinion	8
73.202	Grey Shoulder-knot	14
73.206	Blair's Shoulder-knot	61

**GARDEN MOTH SCHEME  
EAST MIDLANDS  
2025 ANNUAL SUMMARY REPORT**

ABH No.	Species	No.
73.209	Red Sword-grass	2
73.210	Satellite	26
73.216	Dun-bar	354
73.217	Lunar-spotted Pinion	6
73.219	Centre-barred Sallow	351
73.220	Minor Shoulder-knot	2
73.224	Merveille du Jour	116
73.225	Brindled Green	28
73.231	Deep-brown Dart	36
73.233	Black Rustic	387
73.237	Large Ranunculus	2
73.238	Dark Brocade	7
73.241	Pine Beauty	1
73.242	Clouded Drab	400
73.244	Common Quaker	899
73.245	Small Quaker	315
73.247	Powdered Quaker	30
73.249	Hebrew Character	802
73.250	Twin-spotted Quaker	46
73.252	Hedge Rustic	2
73.253	Feathered Gothic	18
73.254	Antler Moth	4
73.255	Nutmeg	207
73.261	Grey Arches	2
73.263	Light Brocade	9
73.264	Pale-shouldered Brocade	20
73.267	Bright-line Brown-eye	522
73.270	Dot Moth	29
73.271	Broom Moth	4
73.273	Shears	14
73.274	Cabbage Moth	48
73.276	Campion	30
73.279	Broad-barred White	12
73.281	Lychnis	47
73.282	Varied Coronet	7
73.283	Marbled Coronet	1
73.290	Brown-line Bright-eye	157
73.291	Common Wainscot	3760
73.293	Smoky Wainscot	1037

ABH No.	Species	No.
73.295	Delicate	12
73.296	White-speck	3
73.297	White-point	558
73.298	Clay	154
73.300	L-album Wainscot	1
73.301	Shoulder-striped Wainscot	109
73.317	Heart and Dart	3110
73.319	Turnip Moth	1311
73.320	Heart and Club	201
73.325	Shuttle-shaped Dart	2382
73.327	Dark Sword-grass	33
73.328	Flame	362
73.329	Flame Shoulder	744
73.332	Purple Clay	23
73.333	Ingrailed Clay	174
73.334	Small Square-spot	183
73.336	Red Chestnut	8
73.338	True Lover's Knot	22
73.342	Large Yellow Underwing	9464
73.343	Broad-bordered Yellow Underwing	337
73.345	Lesser Yellow Underwing	1026
73.346	Least Yellow Underwing	93
	Lesser Broad-bordered Yellow Underwing	
73.348		1898
73.352	Green Arches	14
73.353	Dotted Clay	38
73.355	Neglected Rustic	1
73.357	Square-spot Rustic	1491
73.358	Six-striped Rustic	105
73.359	Setaceous Hebrew Character	4303
73.360	Triple-spotted Clay	1
73.361	Double Square-spot	236
73.365	Autumnal Rustic	12
73.368	Gothic	3
74.002	Kent Black Arches	3
74.003	Short-cloaked Moth	58
74.004	Least Black Arches	16
74.008	Green Silver-lines	7
74.011	Cream-bordered Green Pea	2

**Species in red are new for 2025**

**GARDEN MOTH SCHEME  
EAST MIDLANDS  
2025 ANNUAL SUMMARY REPORT**

**Appendix 2 Species NOT Recorded in 2025**

ABH No.	Species
2.001	Common Spring Jewel
49.020	Heather Tortrix
49.044	Spring Harbinger
49.261	Tree-mallow Tortrix
65.015	Frosted Green
66.006	Grass Eggar
70.023	Mullein Wave
70.046	Oblique Carpet
70.065	Sharp-angled Carpet
70.083	Cypress Carpet
70.110	Small Autumnal Moth
70.115	Welsh Wave
70.131	Twin-spot Carpet
70.212	Sharp-angled Peacock
70.238	Lunar Thorn
70.276	Bordered White
70.282	Early Moth
70.288	Brussels Lace
70.294	Yellow Belle
70.297	Grass Emerald
71.009	Lobster Moth
71.016	Great Prominent
72.027	Cream-spot Tiger

ABH No.	Species
72.042	Red-necked Footman
72.047	Hoary Footman
73.061	Anomalous
73.106	Orache Moth
73.178	Beautiful Gothic
73.188	Flounced Chestnut
73.221	Suspected
73.223	Oak Rustic
73.228	Grey Chi
73.229	Flame Brocade
73.230	Feathered Brindle
73.234	Brindled Ochre
73.235	Feathered Ranunculus
73.278	Barrett's Marbled Coronet
73.286	Tawny Shears
73.288	Double Line
73.313	White-line Dart
73.314	Garden Dart
73.315	Great Dart
73.322	Archer's Dart
73.324	Crescent Dart
73.351	Double Dart
73.366	Plain Clay

**Species in red are new for 2025**